

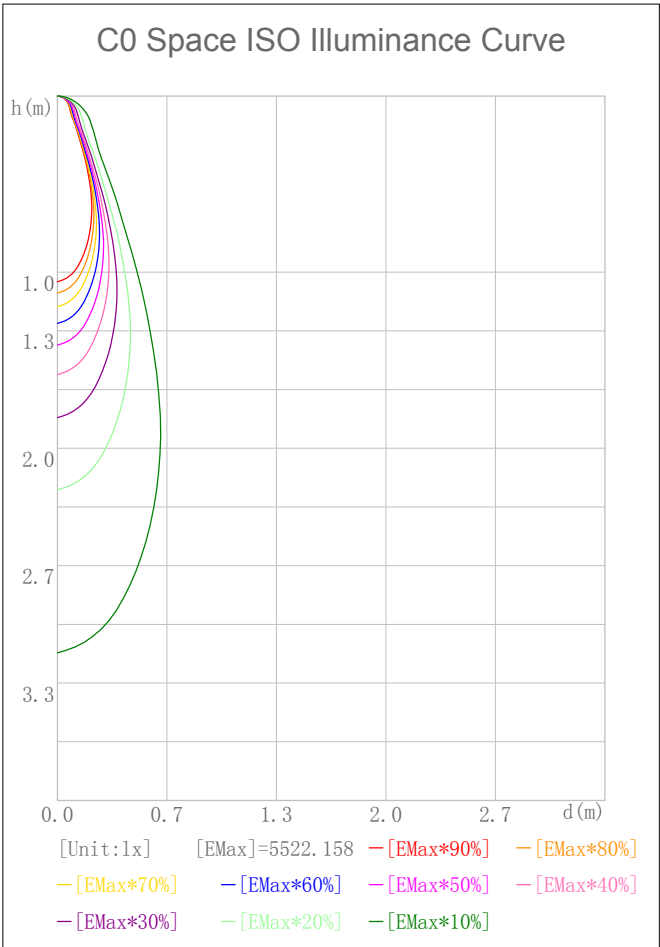
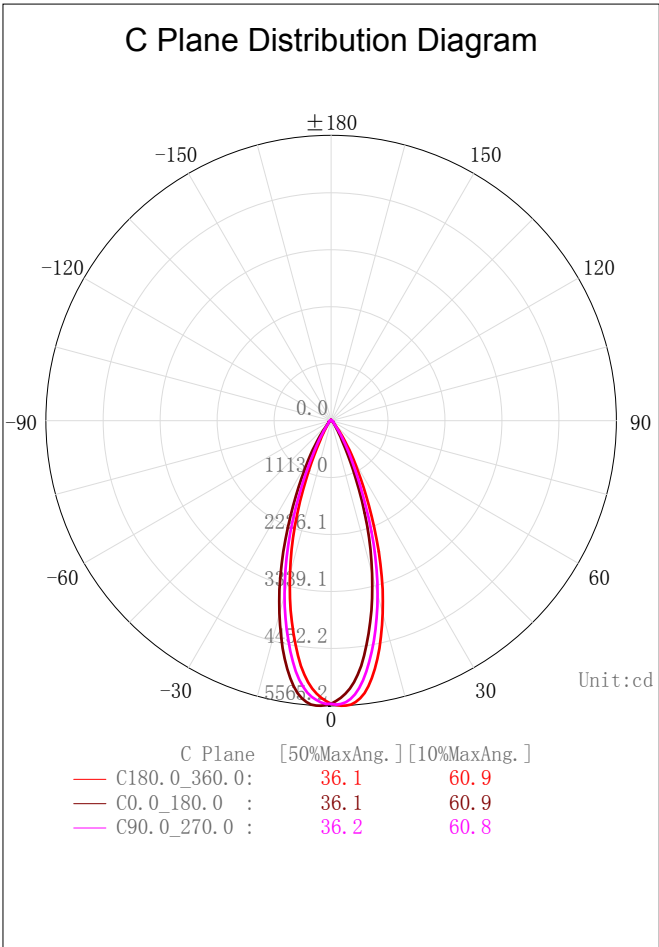
Indoor Luminaire Photometric Data

Description Information

Luminary Name: TR05-30-XX-01 4000K RA90 36D		Lum. Catalog:	Test ID: 01
Lamp Name:		Lamp Catalog: LED	Test Date: 2019/11/30
Manufacture: Shenzhen Norming Lighting Co., Ltd		Shld. Ang(°):	Test Machine:GON-2000
Test Lab: QUality peatment		Frequency (Hz):	Lamp CCT (K): Ra:
Lum. Size (W*L*H):0.070m*0.070m*0.266m		Lum. Area (m2):0.024	Lum. W (kg): 0.000
Test System: C, γ	Test Step: C=90.0 γ=1.0	Temp. (°C): 25	Humidity(%): 50.0

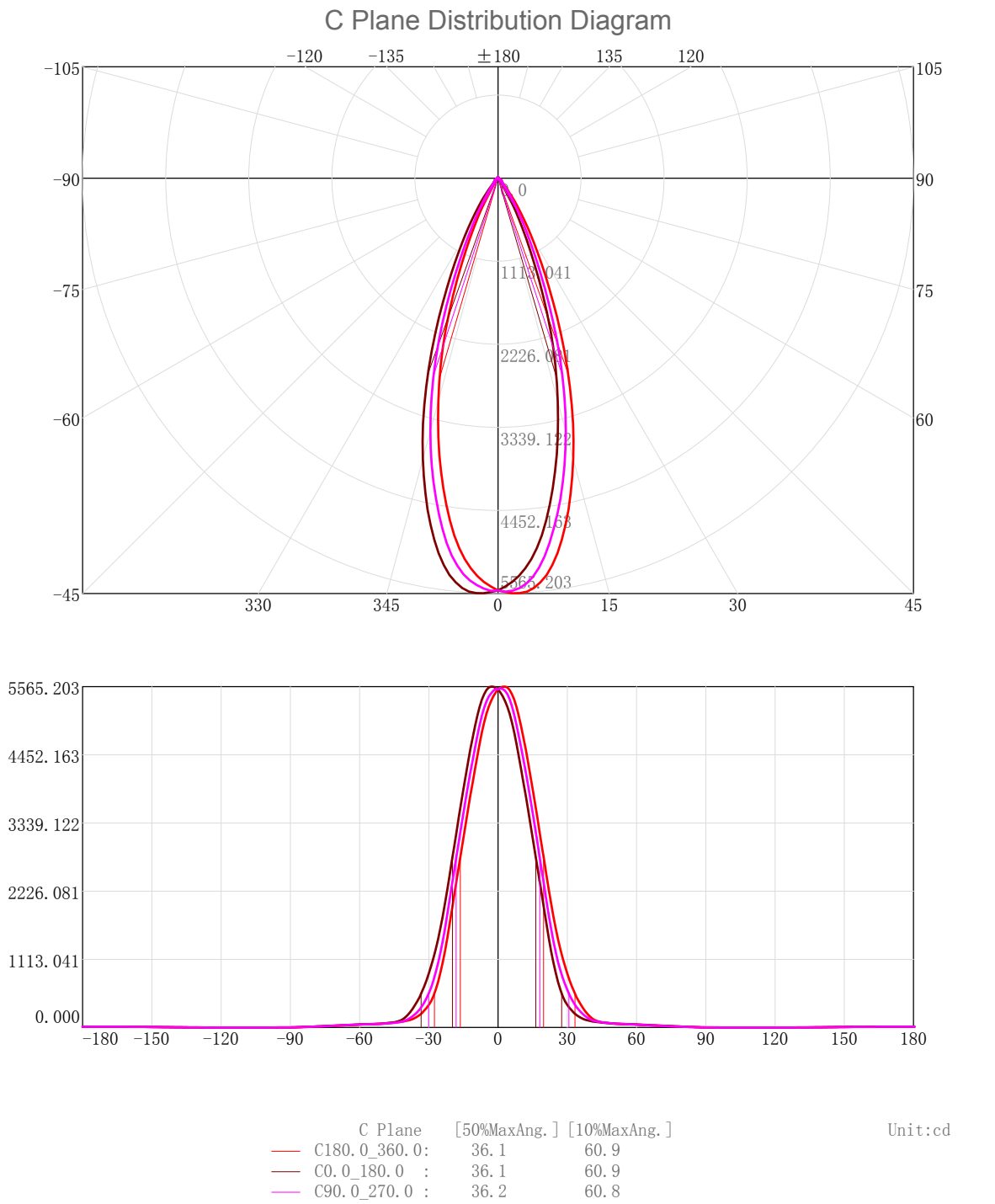
Character Parameter

Lamp Speciality Parameter		Luminaire Speciality Parameter	
Rated Flux(lm): 2421.080	Luminary Flux(lm): 2421.084	Field Angle(10%Imax): 60.9(°)	
Rated Power(W):	Luminary Efficiency: 100.00%	Down Lumens&Percent: 2402.829lm 99.25%	
Rated Voltage(V):	Luminary EER(lm/W): 80.515	Up Lumens&Percent: 18.255lm 0.75%	
Tested Power(W): 30.070	Max. Candela(cd): 5565.203	S/MH: C0_a180=0.594 C90_270=0.596	
Lamps' Inside: 1	Max Cand@Ang. (°): C=180.0 γ=3.0	CIE Type: Semi-Direct	
Tested Electrics (V, A, pf):240.1, 0.126, 0.987	Beam Angle(50%Imax): 36.1(°)	ErP ϕ use(90°): 2316.907lm	
Lamp Size (W*L*H):0.070m*0.070m*0.266m	Left=-16.3°, Right=19.7°	IRF(%): 549.023	



2D Plane Light Intensity Distribution Curve

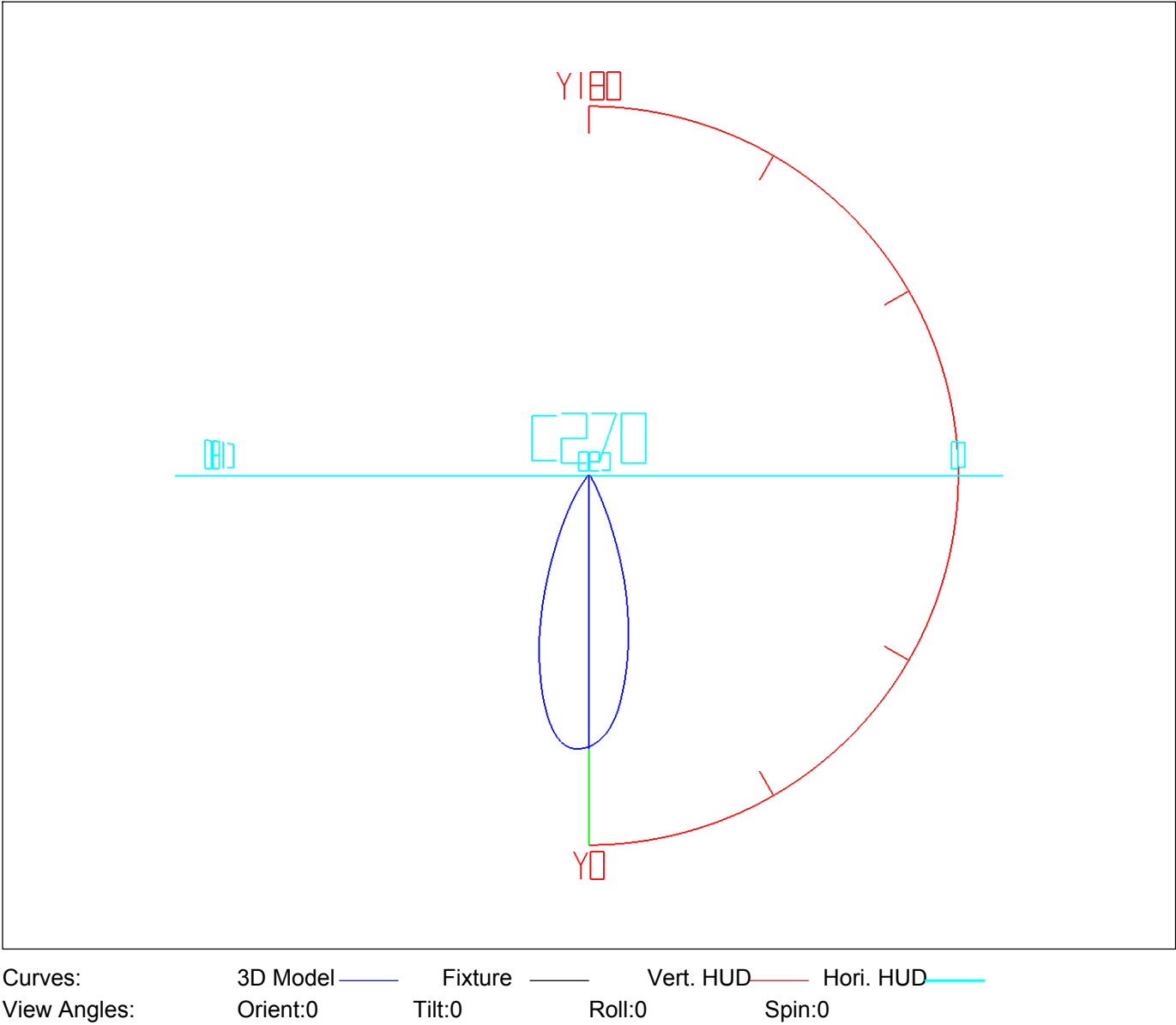
Lum. Name:TR05-30-XX-01 4000K RA90 36D	Lum. Catalog:	Test ID:01
Lamp Name:	Lamp Catalog:LED	Test Lab:Quality peatment
Manufacture:Shenzhen Norming Lighting Co., Ltd	Test Machine:GON-2000	Test Date:2019/11/30



3D Light Intensity Distribution Modal

Lum. Name:TR05-30-XX-01 4000K RA90 36D	Lum. Catelog:	Test ID:01
Lamp Name:	Lamp Catelog:LED	Test Lab:QQualty peatment
Manufacture:Shenzhen Norming Lighting Co., Ltd	Test Machine:GON-2000	Test Date:2019/11/30

3D Light Intensity Distribution Modal



IES Indoor Report

Photometric Filename:TR05-30-XX-01 4000K RA90 36D.IES

Zonal Flux Tabulation

Zone(γ)	Zone Flux (lm)	Sums Flux (lm)	Zone%Lamp	Sums%Lamp	Zone(γ)	Zone Flux (lm)	Sums Flux (lm)	Zone%Lamp	Sums%Lamp
0.0-1.0	5.28	5.28	0.22	0.22	47.0-48.0	5.90	2268.85	0.24	93.71
1.0-2.0	15.82	21.10	0.65	0.87	48.0-49.0	5.71	2274.56	0.24	93.95
2.0-3.0	26.22	47.33	1.08	1.95	49.0-50.0	5.52	2280.08	0.23	94.18
3.0-4.0	36.39	83.72	1.50	3.46	50.0-51.0	5.38	2285.47	0.22	94.40
4.0-5.0	46.19	129.92	1.91	5.37	51.0-52.0	5.29	2290.76	0.22	94.62
5.0-6.0	55.45	185.37	2.29	7.66	52.0-53.0	5.22	2295.98	0.22	94.83
6.0-7.0	64.03	249.39	2.64	10.30	53.0-54.0	5.16	2301.14	0.21	95.05
7.0-8.0	71.77	321.16	2.96	13.27	54.0-55.0	5.11	2306.25	0.21	95.26
8.0-9.0	78.55	399.71	3.24	16.51	55.0-56.0	5.05	2311.30	0.21	95.47
9.0-10.0	84.40	484.12	3.49	20.00	56.0-57.0	4.98	2316.28	0.21	95.67
10.0-11.0	89.31	573.43	3.69	23.68	57.0-58.0	4.90	2321.18	0.20	95.87
11.0-12.0	93.28	666.71	3.85	27.54	58.0-59.0	4.81	2325.99	0.20	96.07
12.0-13.0	96.24	762.94	3.97	31.51	59.0-60.0	4.71	2330.70	0.19	96.27
13.0-14.0	98.16	861.10	4.05	35.57	60.0-61.0	4.60	2335.30	0.19	96.46
14.0-15.0	99.12	960.23	4.09	39.66	61.0-62.0	4.48	2339.78	0.19	96.64
15.0-16.0	99.14	1059.37	4.09	43.76	62.0-63.0	4.34	2344.13	0.18	96.82
16.0-17.0	98.20	1157.57	4.06	47.81	63.0-64.0	4.20	2348.33	0.17	97.00
17.0-18.0	96.19	1253.76	3.97	51.79	64.0-65.0	4.06	2352.39	0.17	97.16
18.0-19.0	93.21	1346.97	3.85	55.64	65.0-66.0	3.91	2356.29	0.16	97.32
19.0-20.0	89.24	1436.21	3.69	59.32	66.0-67.0	3.75	2360.05	0.16	97.48
20.0-21.0	84.29	1520.50	3.48	62.80	67.0-68.0	3.60	2363.64	0.15	97.63
21.0-22.0	78.69	1599.19	3.25	66.05	68.0-69.0	3.44	2367.08	0.14	97.77
22.0-23.0	72.69	1671.88	3.00	69.05	69.0-70.0	3.27	2370.35	0.14	97.90
23.0-24.0	66.56	1738.44	2.75	71.80	70.0-71.0	3.11	2373.47	0.13	98.03
24.0-25.0	60.57	1799.01	2.50	74.31	71.0-72.0	2.95	2376.42	0.12	98.16
25.0-26.0	54.73	1853.74	2.26	76.57	72.0-73.0	2.79	2379.20	0.12	98.27
26.0-27.0	49.09	1902.83	2.03	78.59	73.0-74.0	2.62	2381.82	0.11	98.38
27.0-28.0	43.91	1946.74	1.81	80.41	74.0-75.0	2.46	2384.29	0.10	98.48
28.0-29.0	39.29	1986.04	1.62	82.03	75.0-76.0	2.30	2386.58	0.09	98.58
29.0-30.0	35.20	2021.24	1.45	83.49	76.0-77.0	2.13	2388.71	0.09	98.66
30.0-31.0	31.47	2052.70	1.30	84.78	77.0-78.0	1.97	2390.69	0.08	98.74
31.0-32.0	28.01	2080.71	1.16	85.94	78.0-79.0	1.82	2392.51	0.08	98.82
32.0-33.0	24.84	2105.55	1.03	86.97	79.0-80.0	1.66	2394.17	0.07	98.89
33.0-34.0	21.86	2127.41	0.90	87.87	80.0-81.0	1.51	2395.67	0.06	98.95
34.0-35.0	19.21	2146.63	0.79	88.66	81.0-82.0	1.36	2397.03	0.06	99.01
35.0-36.0	16.93	2163.56	0.70	89.36	82.0-83.0	1.21	2398.24	0.05	99.06
36.0-37.0	14.86	2178.42	0.61	89.98	83.0-84.0	1.06	2399.30	0.04	99.10
37.0-38.0	13.01	2191.43	0.54	90.51	84.0-85.0	0.92	2400.22	0.04	99.14
38.0-39.0	11.40	2202.83	0.47	90.99	85.0-86.0	0.78	2401.00	0.03	99.17
39.0-40.0	10.01	2212.84	0.41	91.40	86.0-87.0	0.64	2401.64	0.03	99.20
40.0-41.0	8.88	2221.72	0.37	91.77	87.0-88.0	0.51	2402.15	0.02	99.22
41.0-42.0	8.00	2229.72	0.33	92.10	88.0-89.0	0.39	2402.54	0.02	99.23
42.0-43.0	7.36	2237.08	0.30	92.40	89.0-90.0	0.29	2402.83	0.01	99.25
43.0-44.0	6.89	2243.97	0.28	92.68	90.0-91.0	0.23	2403.06	0.01	99.26
44.0-45.0	6.56	2250.53	0.27	92.96	91.0-92.0	0.20	2403.27	0.01	99.26
45.0-46.0	6.31	2256.84	0.26	93.22	92.0-93.0	0.18	2403.45	0.01	99.27
46.0-47.0	6.10	2262.94	0.25	93.47	93.0-94.0	0.16	2403.61	0.01	99.28

IES Indoor Report

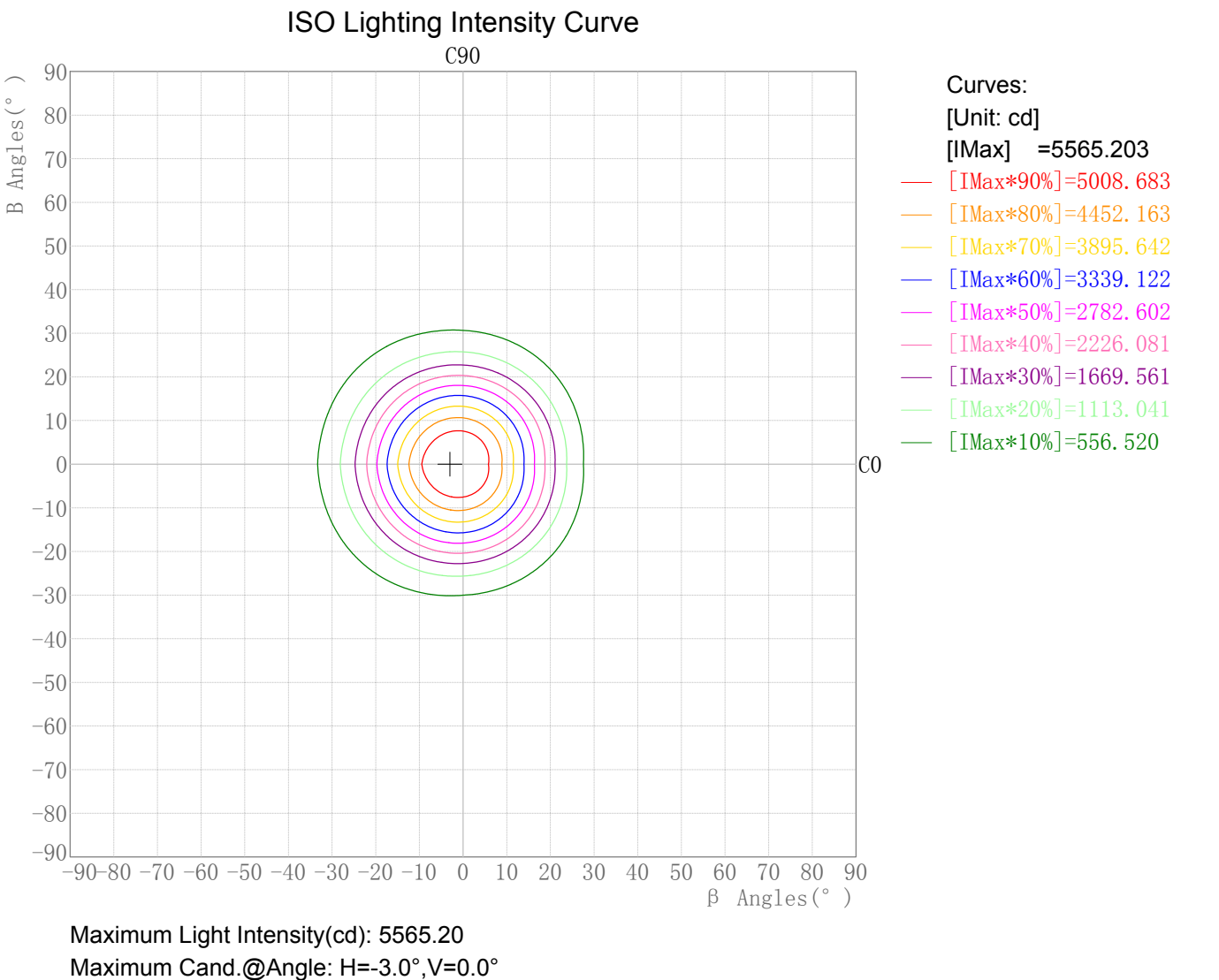
Photometric Filename:TR05-30-XX-01 4000K RA90 36D.IES

Zonal Flux Tabulation - (Cont.)

Zone(γ)	Zone Flux (lm)	Sums Flux (lm)	Zone%Lamp	Sums%Lamp	Zone(γ)	Zone Flux (lm)	Sums Flux (lm)	Zone%Lamp	Sums%Lamp
94.0-95.0	0.14	2403.74	0.01	99.28	141.0-142.0	0.38	2407.67	0.02	99.45
95.0-96.0	0.12	2403.86	0.00	99.29	142.0-143.0	0.40	2408.08	0.02	99.46
96.0-97.0	0.10	2403.97	0.00	99.29	143.0-144.0	0.42	2408.50	0.02	99.48
97.0-98.0	0.09	2404.05	0.00	99.30	144.0-145.0	0.44	2408.94	0.02	99.50
98.0-99.0	0.07	2404.12	0.00	99.30	145.0-146.0	0.46	2409.40	0.02	99.52
99.0-100.0	0.06	2404.18	0.00	99.30	146.0-147.0	0.47	2409.86	0.02	99.54
100.0-101.0	0.04	2404.23	0.00	99.30	147.0-148.0	0.48	2410.35	0.02	99.56
101.0-102.0	0.03	2404.25	0.00	99.31	148.0-149.0	0.49	2410.84	0.02	99.58
102.0-103.0	0.02	2404.27	0.00	99.31	149.0-150.0	0.50	2411.34	0.02	99.60
103.0-104.0	0.01	2404.28	0.00	99.31	150.0-151.0	0.51	2411.84	0.02	99.62
104.0-105.0	0.00	2404.29	0.00	99.31	151.0-152.0	0.51	2412.35	0.02	99.64
105.0-106.0	0.00	2404.29	0.00	99.31	152.0-153.0	0.51	2412.86	0.02	99.66
106.0-107.0	0.00	2404.29	0.00	99.31	153.0-154.0	0.51	2413.37	0.02	99.68
107.0-108.0	0.00	2404.29	0.00	99.31	154.0-155.0	0.51	2413.88	0.02	99.70
108.0-109.0	0.00	2404.29	0.00	99.31	155.0-156.0	0.50	2414.38	0.02	99.72
109.0-110.0	0.00	2404.29	0.00	99.31	156.0-157.0	0.49	2414.88	0.02	99.74
110.0-111.0	0.00	2404.29	0.00	99.31	157.0-158.0	0.48	2415.36	0.02	99.76
111.0-112.0	0.00	2404.29	0.00	99.31	158.0-159.0	0.47	2415.83	0.02	99.78
112.0-113.0	0.00	2404.29	0.00	99.31	159.0-160.0	0.46	2416.29	0.02	99.80
113.0-114.0	0.00	2404.29	0.00	99.31	160.0-161.0	0.44	2416.74	0.02	99.82
114.0-115.0	0.00	2404.29	0.00	99.31	161.0-162.0	0.43	2417.16	0.02	99.84
115.0-116.0	0.00	2404.29	0.00	99.31	162.0-163.0	0.41	2417.57	0.02	99.86
116.0-117.0	0.00	2404.29	0.00	99.31	163.0-164.0	0.39	2417.96	0.02	99.87
117.0-118.0	0.00	2404.29	0.00	99.31	164.0-165.0	0.37	2418.33	0.02	99.89
118.0-119.0	0.00	2404.29	0.00	99.31	165.0-166.0	0.35	2418.68	0.01	99.90
119.0-120.0	0.00	2404.29	0.00	99.31	166.0-167.0	0.32	2419.00	0.01	99.91
120.0-121.0	0.00	2404.29	0.00	99.31	167.0-168.0	0.30	2419.31	0.01	99.93
121.0-122.0	0.00	2404.29	0.00	99.31	168.0-169.0	0.28	2419.59	0.01	99.94
122.0-123.0	0.00	2404.29	0.00	99.31	169.0-170.0	0.26	2419.84	0.01	99.95
123.0-124.0	0.01	2404.30	0.00	99.31	170.0-171.0	0.23	2420.08	0.01	99.96
124.0-125.0	0.02	2404.32	0.00	99.31	171.0-172.0	0.21	2420.28	0.01	99.97
125.0-126.0	0.03	2404.35	0.00	99.31	172.0-173.0	0.19	2420.47	0.01	99.97
126.0-127.0	0.04	2404.39	0.00	99.31	173.0-174.0	0.16	2420.63	0.01	99.98
127.0-128.0	0.06	2404.45	0.00	99.31	174.0-175.0	0.14	2420.77	0.01	99.99
128.0-129.0	0.08	2404.53	0.00	99.32	175.0-176.0	0.11	2420.88	0.00	99.99
129.0-130.0	0.10	2404.63	0.00	99.32	176.0-177.0	0.09	2420.97	0.00	100.00
130.0-131.0	0.12	2404.75	0.01	99.33	177.0-178.0	0.06	2421.03	0.00	100.00
131.0-132.0	0.15	2404.90	0.01	99.33	178.0-179.0	0.04	2421.07	0.00	100.00
132.0-133.0	0.17	2405.07	0.01	99.34	179.0-180.0	0.01	2421.08	0.00	100.00
133.0-134.0	0.19	2405.26	0.01	99.35					
134.0-135.0	0.22	2405.48	0.01	99.36					
135.0-136.0	0.24	2405.72	0.01	99.37					
136.0-137.0	0.27	2405.98	0.01	99.38					
137.0-138.0	0.29	2406.27	0.01	99.39					
138.0-139.0	0.31	2406.59	0.01	99.40					
139.0-140.0	0.34	2406.93	0.01	99.42					
140.0-141.0	0.36	2407.29	0.01	99.43					

Rectangle ISO Lighting Intensity Diagram

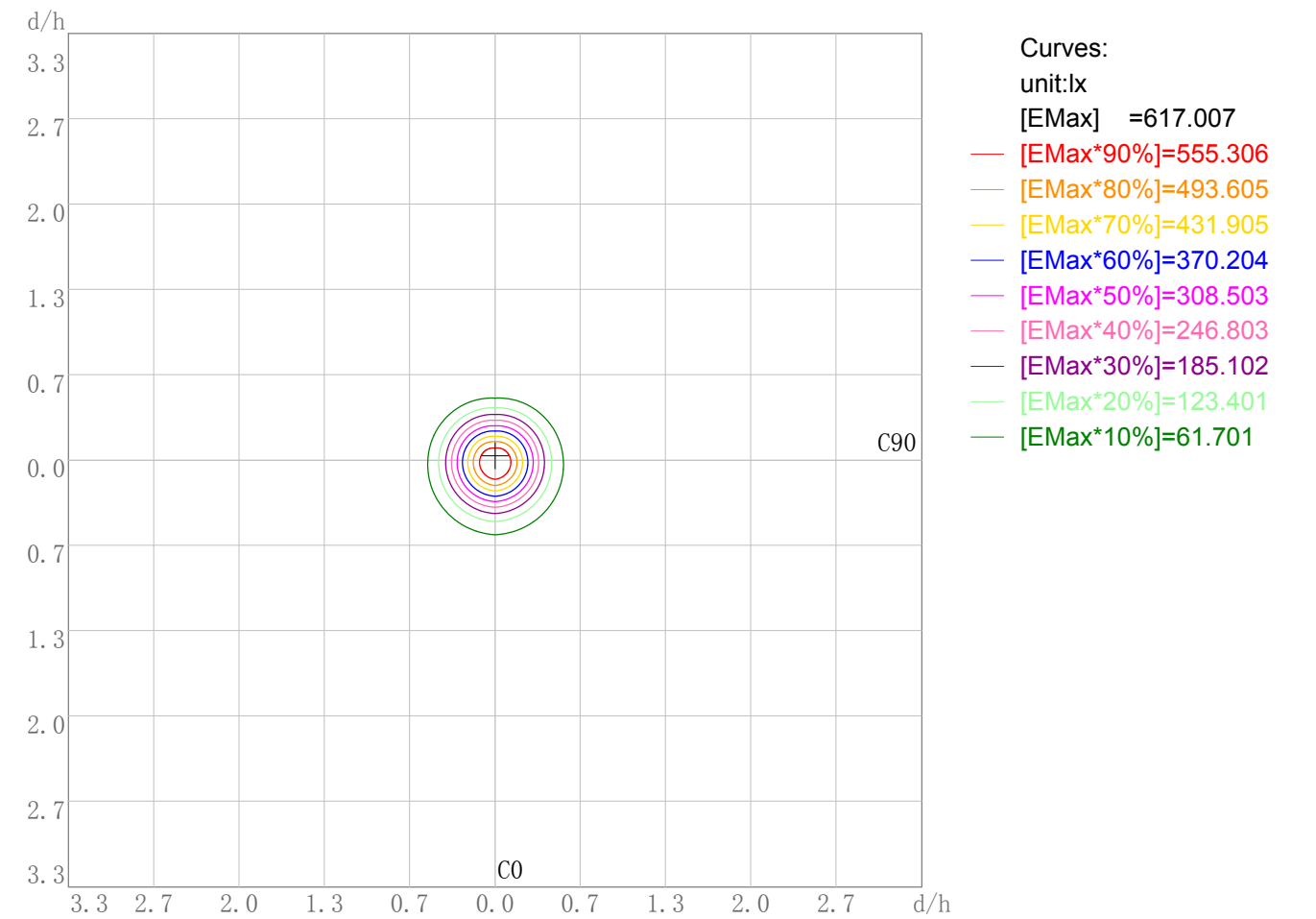
Lum. Name:TR05-30-XX-01 4000K RA90 36D	Lum. Catelog:	Test ID:01
Lamp Name:	Lamp Catelog:LED	Test Lab:Quality peatment
Manufacture:Shenzhen Norming Lighting Co., Ltd	Test Machine:GON-2000	Test Date:2019/11/30



Plane ISO-Illuminance Diagram

Lum. Name:TR05-30-XX-01 4000K RA90 36D	Lum. Catalog:	Test ID:01
Lamp Name:	Lamp Catalog: LED	Test Lab: Quality peatment
Manufacture: Shenzhen Norming Lighting Co., Ltd	Test Machine:GON-2000	Test Date: 2019/11/30

Plane ISO-Illuminance Curve



Working Plane Luminaire Mounting Height(m): 3.00

Working Plane Maximum Illuminance(lx): 617.01

Working Plane Maximum Illuminance Position(d/h):H0.0 V-0.0

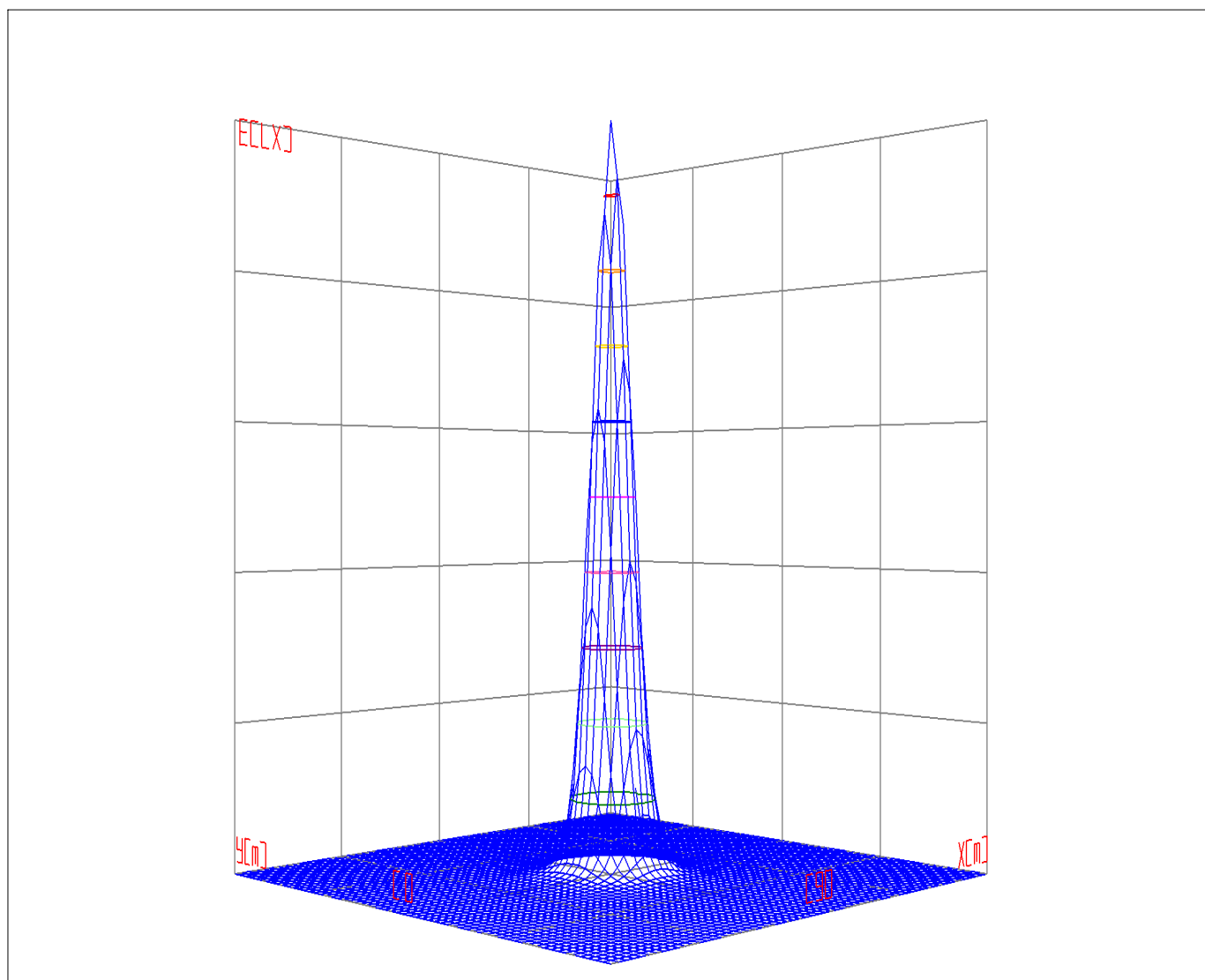
IES Indoor Report

Photometric Filename:TR05-30-XX-01 4000K RA90 36D.IES

3D Plane ISO Illuminance Diagram

Lum. Name: TR05-30-XX-01 4000K RA90 36D	Lum. Catalog:	Test ID: 01
Lamp Name:	Lamp Catalog: LED	Test Lab: Quality peatment
Manufacture: Shenzhen Norming Lighting Co., Ltd	Test Machine:GON-2000	Test Date: 2019/11/30

3D Plane Illuminance Modal

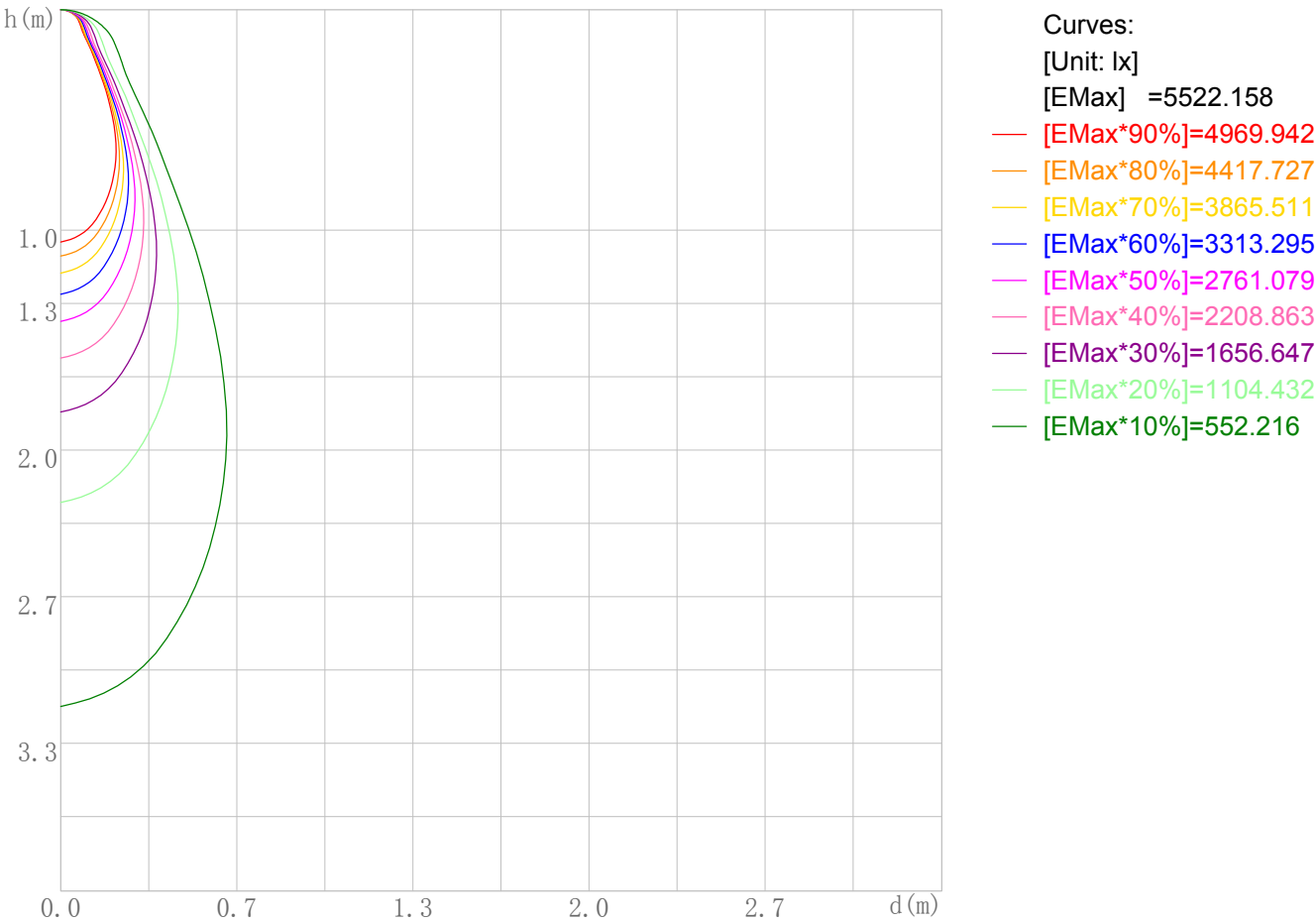


Curves: 3D Model — 90% — 80% — 70% — 60% — 50% — 40% — 30% — 20% — 10% —
View Angles(deg): 0 Height(m): 3.0 Distance(m): 10.0

Space ISO Illuminance Diagram

Lum. Name:TR05-30-XX-01 4000K RA90 36D	Lum. Catelog:	Test ID:01
Lamp Name:	Lamp Catelog:LED	Test Lab:QQualty peatment
Manufacture:Shenzhen Norming Lighting Co., Ltd	Test Machine:GON-2000	Test Date:2019/11/30

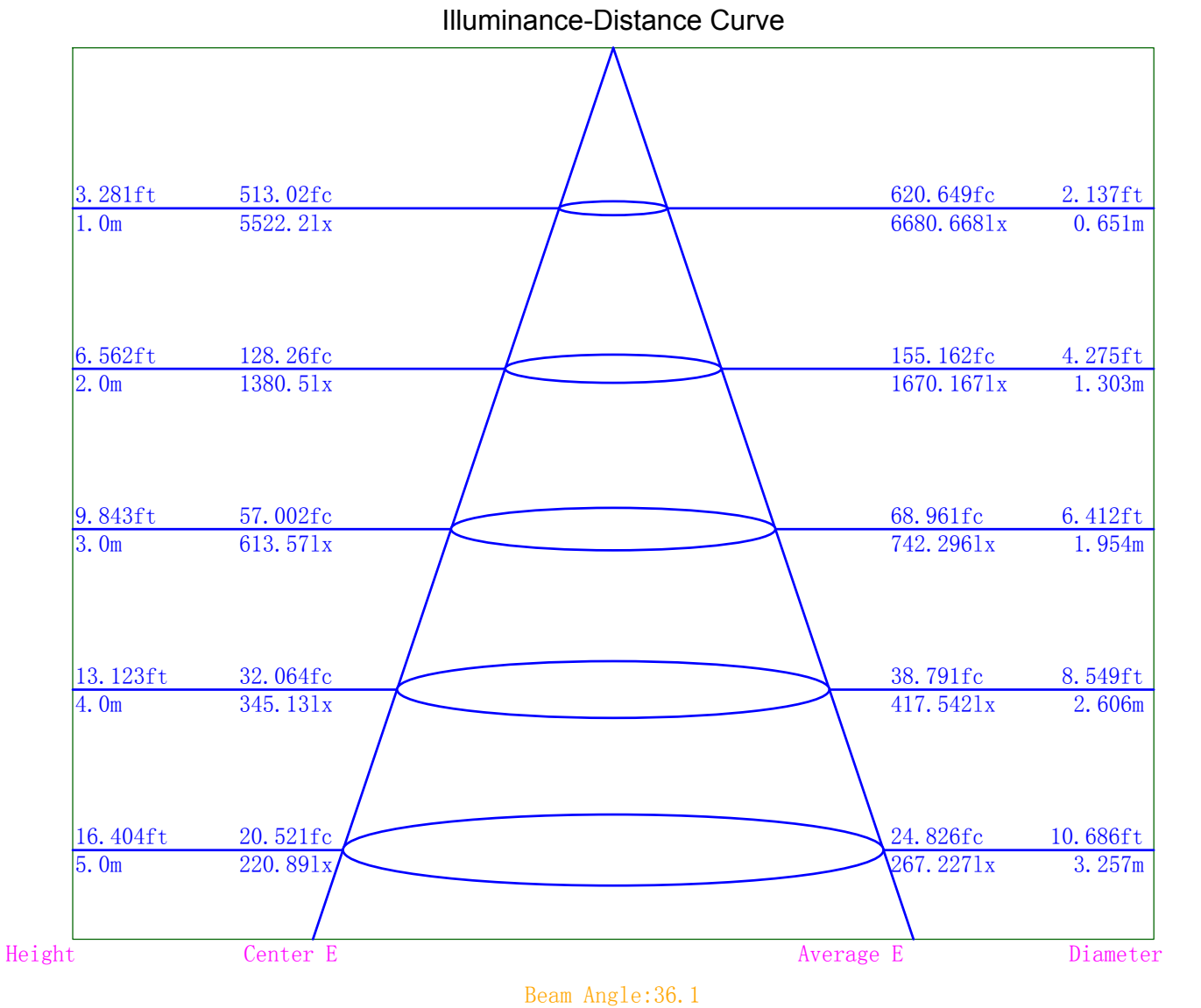
Space ISO Illuminance Curve



Space Plane Maximum Illuminance and @Angle:5522.16lx,0.0deg
Plane Maximum Lighting Intensity and @Angle:5522.158cd,0deg

Illuminance-Distance Diagram

Lum. Name:TR05-30-XX-01 4000K RA90 36D	Lum. Catelog:	Test ID:01
Lamp Name:	Lamp Catelog:LED	Test Lab:QQualty peatment
Manufacture:Shenzhen Norming Lighting Co., Ltd	Test Machine:GON-2000	Test Date:2019/11/30



Indoor Luminance Limiting Curves

Lum. Name:TR05-30-XX-01 4000K RA90 36D	Lum. Catalog:	Test ID:01
Lamp Name:	Lamp Catalog: LED	Test Lab: Quality peatment
Manufacture: Shenzhen Norming Lighting Co., Ltd	Test Machine:GON-2000	Test Date: 2019/11/30

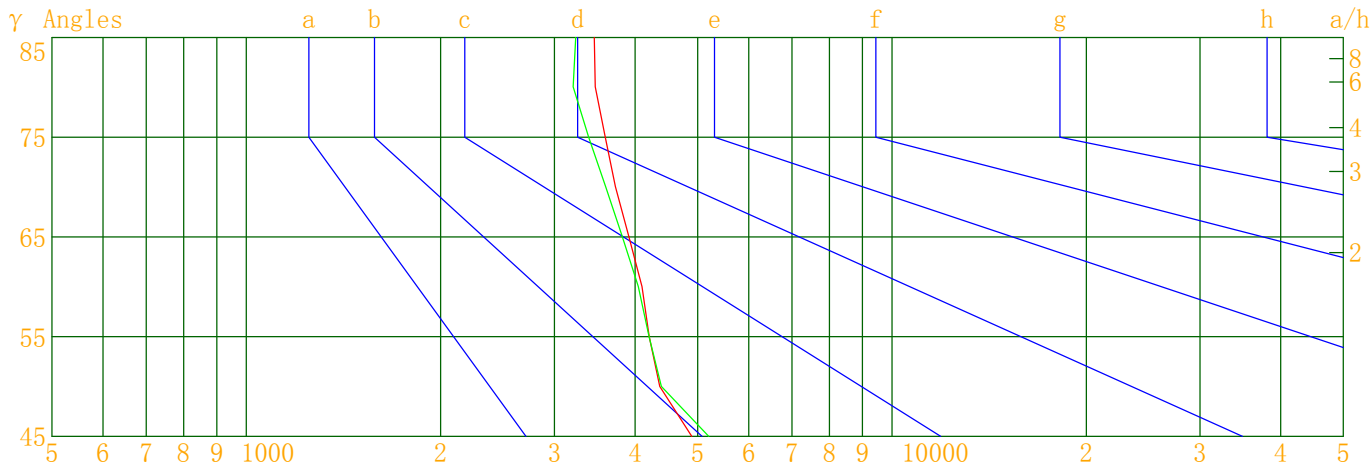
Glare Grade Table

GI	Quality	Using Illuminance							
1.15	A	2000	1000	500	<=300				
1.5	B		2000	1000	500	<=300			
1.85	C			2000	1000	500	<=300		
2.2	D				2000	1000	500	<=300	
2.55	E	a				2000	1000	500	<=300
			b	c	d	e	f	g	h

Luminance Table

Gama(deg)	45	50	55	60	65	70	75	80	85
C0	4896	4368	4208	4101	3913	3729	3596	3470	3458
C90	5201	4394	4205	4046	3823	3601	3388	3208	3237

Luminance Limiting Curve



Luminous Size:

Length(m)=0.070

Width(m)=0.070

Height(m)=0.266

Area(m^2)=0.023520

Luminous Type:

Without Luminous Side

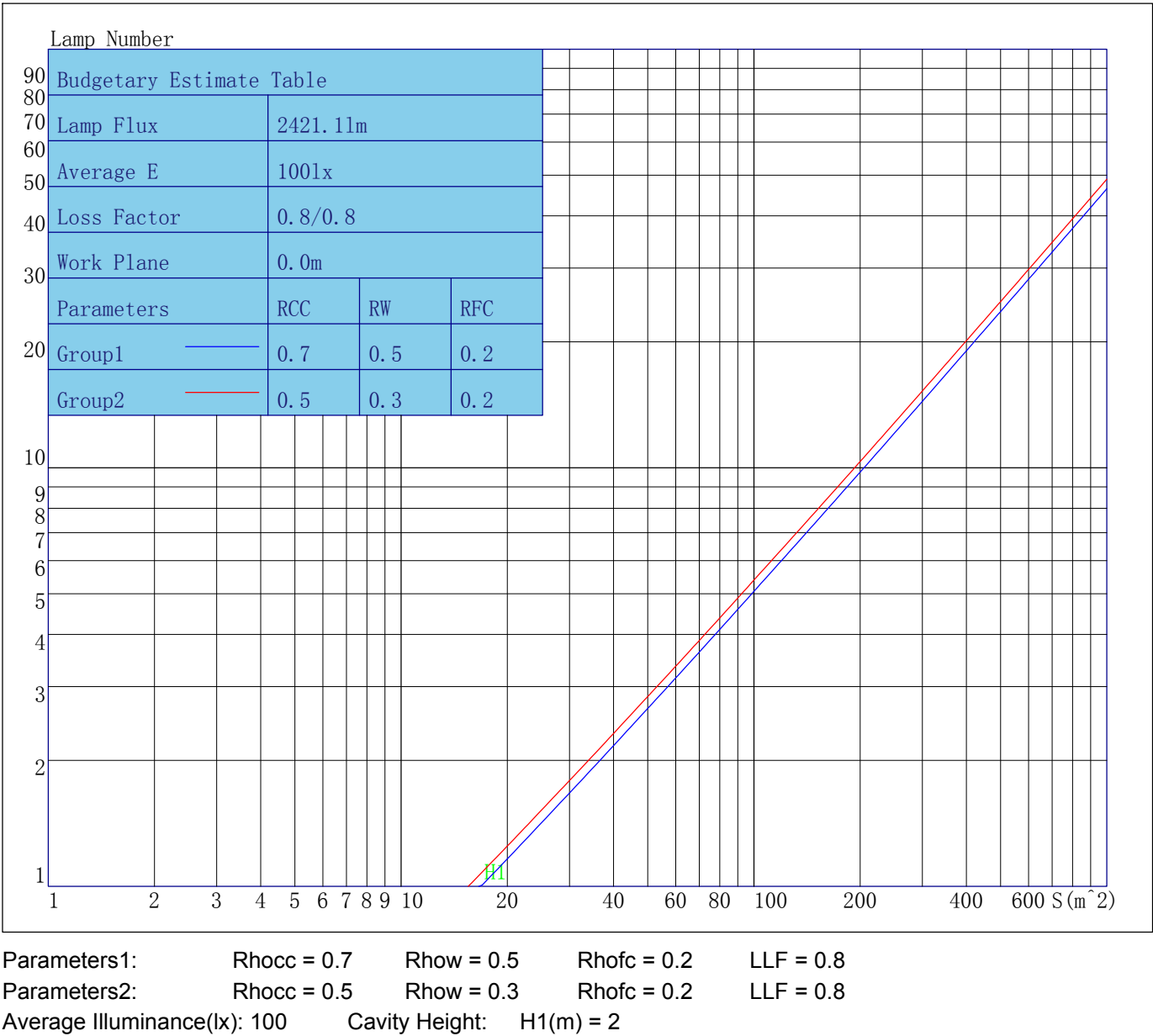
Luminous Curves:

C0-C180 Color: —

C90-C270 Color: —

Indoor Budgetary Estimate Table

Lum. Name:TR05-30-XX-01 4000K RA90 36D	Lum. Catalog:	Test ID:01
Lamp Name:	Lamp Catalog: LED	Test Lab: Quality peatment
Manufacture: Shenzhen Norming Lighting Co., Ltd	Test Machine:GON-2000	Test Date: 2019/11/30



Indoor Coefficient of Utilization Table

Lum. Name: TR05-30-XX-01 4000K RA90 36D	Lum. Catelog:	Test ID: 01
Lamp Name:	Lamp Catelog: LED	Test Lab: Quality peatment
Manufacture: Shenzhen Norming Lighting Co., Ltd	Test Machine:GON-2000	Test Date: 2019/11/30

Coefficients of Utilization - Zonal Cavity Method																		
Coef.	Effective Floor Cavity Reflectance RFC=0.20																	
RhoCC (%)	80				70				50			30			10			0
RhoW (%)	70	50	30	10	70	50	30	10	50	30	10	50	30	10	50	30	10	0
RCR	Coefficient of Utilization(%)																	
0	119	119	119	119	116	116	116	116	111	111	111	106	106	106	101	101	101	99
1	114	111	109	106	111	109	107	105	105	103	101	101	99	98	97	96	95	93
2	109	104	100	97	106	102	99	96	99	96	94	96	94	92	93	91	90	88
3	104	98	93	90	102	96	92	89	94	90	87	91	88	86	89	87	85	83
4	99	93	88	84	98	91	87	83	89	85	82	87	84	81	85	83	80	79
5	95	88	83	79	94	87	82	78	85	81	78	83	80	77	82	79	76	75
6	92	84	78	75	90	83	78	74	81	77	74	80	76	73	79	75	73	71
7	88	80	75	71	87	79	74	71	78	74	70	77	73	70	76	72	69	68
8	85	76	71	68	84	76	71	67	75	70	67	74	70	67	73	69	67	65
9	82	73	68	65	81	73	68	65	72	67	64	71	67	64	70	66	64	63
10	79	70	65	62	78	70	65	62	69	65	62	68	64	62	68	64	61	60

Unified Glare Rating Table

Lum. Name:TR05-30-XX-01 4000K RA90 36D	Lum. Catelog:	Test ID:01
Lamp Name:	Lamp Catelog:LED	Test Lab:Quality peatment
Manufacture:Shenzhen Norming Lighting Co., Ltd	Test Machine:GON-2000	Test Date:2019/11/30

Unified Glare Rating Table

Ceiling RCC	0.70	0.70	0.50	0.50	0.30	0.70	0.70	0.50	0.50	0.30
Wall RW	0.50	0.30	0.50	0.30	0.30	0.50	0.30	0.50	0.30	0.30
Floor RFC	0.20	0.20	0.20	0.20	0.20	0.20	0.20	0.20	0.20	0.20
Room Size	Vewed crosswise					Vewed endwise				
X=2H Y=2H	12.0	12.9	12.4	13.3	13.6	12.9	13.8	13.3	14.1	14.5
	13.2	14.1	13.6	14.4	14.8	13.8	14.6	14.2	15.0	15.3
	13.8	14.5	14.2	14.9	15.3	14.2	15.0	14.6	15.3	15.7
	14.2	14.9	14.7	15.3	15.7	14.5	15.2	15.0	15.6	16.0
	14.4	15.0	14.9	15.5	15.9	14.7	15.3	15.1	15.7	16.1
	14.5	15.1	15.0	15.5	16.0	14.7	15.4	15.2	15.8	16.2
X=4H Y=2H	12.5	13.2	12.9	13.6	14.0	13.2	13.9	13.6	14.3	14.7
	13.9	14.5	14.4	15.0	15.4	14.3	14.9	14.8	15.4	15.8
	14.6	15.1	15.1	15.6	16.0	14.9	15.4	15.3	15.8	16.3
	15.2	15.6	15.7	16.1	16.6	15.3	15.8	15.8	16.3	16.8
	15.4	15.8	15.9	16.3	16.8	15.5	15.9	16.0	16.4	16.9
	15.6	15.9	16.1	16.4	16.9	15.7	16.0	16.2	16.5	17.0
X=8H Y=4H	14.8	15.2	15.3	15.7	16.2	15.1	15.5	15.6	15.9	16.4
	15.6	15.9	16.1	16.4	16.9	15.7	16.0	16.2	16.5	17.0
	15.9	16.1	16.4	16.7	17.2	15.9	16.2	16.5	16.8	17.3
	16.2	16.4	16.7	16.9	17.5	16.2	16.4	16.7	16.9	17.5
X=12H Y=4H	14.8	15.2	15.3	15.7	16.2	15.1	15.4	15.6	15.9	16.4
	15.6	15.9	16.2	16.4	16.9	15.7	16.0	16.3	16.5	17.0
	16.0	16.2	16.5	16.7	17.3	16.0	16.3	16.6	16.8	17.4
Variations with the objerver position at spacings										
S=1.0H	0.4/-0.4					0.4/-0.5				
S=1.5H	0.7/-0.8					0.7/-0.8				
S=2.0H	0.9/-1.0					0.9/-1.1				
Reduced UGR Table:										
Nordic Standard Table:	BK0					BK0				
Correction Value	2.7					2.3				

o the CIE Pub.117, data has been corrected, refers to the lamp's lumens 8.2flm.

IES Indoor Report

Photometric Filename:TR05-30-XX-01 4000K RA90 36D.IES

Candela Tabulation

V/H	C0.0	C90.0	C180.0	C270.0
γ 0.0	5522.16	5522.16	5522.16	5522.16
γ 1.0	5470.74	5539.59	5544.28	5528.28
γ 2.0	5411.43	5528.50	5563.22	5500.07
γ 3.0	5334.76	5498.56	5565.20	5456.76
γ 4.0	5238.25	5443.72	5551.02	5401.90
γ 5.0	5122.55	5359.64	5509.89	5325.25
γ 6.0	4981.69	5245.70	5442.39	5218.85
γ 7.0	4820.32	5104.99	5354.23	5091.82
γ 8.0	4629.86	4940.61	5231.96	4937.03
γ 9.0	4426.83	4759.88	5086.09	4758.97
γ 10.0	4218.44	4572.16	4918.43	4566.13
γ 11.0	4002.28	4377.08	4734.54	4364.78
γ 12.0	3783.72	4169.32	4539.49	4160.86
γ 13.0	3556.32	3952.21	4327.44	3947.23
γ 14.0	3323.00	3731.34	4109.26	3729.19
γ 15.0	3092.85	3504.74	3890.45	3500.42
γ 16.0	2862.76	3275.11	3666.40	3271.86
γ 17.0	2630.38	3040.14	3440.37	3036.01
γ 18.0	2400.31	2790.11	3194.55	2803.85
γ 19.0	2163.94	2551.24	2957.87	2568.70
γ 20.0	1914.34	2305.62	2720.48	2320.92
γ 21.0	1684.13	2056.06	2477.51	2079.52
γ 22.0	1453.00	1822.73	2244.16	1845.35
γ 23.0	1242.43	1612.22	2026.85	1610.16
γ 24.0	1060.94	1407.64	1811.44	1406.30
γ 25.0	895.70	1234.19	1620.59	1218.84
γ 26.0	744.29	1070.10	1440.12	1050.63
γ 27.0	616.43	931.01	1274.60	898.99
γ 28.0	511.08	811.41	1130.14	763.95
γ 29.0	429.36	708.66	1002.33	650.58
γ 30.0	369.09	615.36	881.62	558.18
γ 31.0	319.41	528.00	770.50	480.56
γ 32.0	276.14	457.43	671.58	407.07
γ 33.0	236.11	391.54	584.53	347.71
γ 34.0	204.29	335.00	496.18	294.64
γ 35.0	177.89	288.38	427.52	250.88
γ 36.0	156.56	246.37	364.52	215.19
γ 37.0	139.57	210.31	305.91	184.04
γ 38.0	126.22	179.52	255.49	158.06
γ 39.0	115.52	153.75	211.27	136.10
γ 40.0	106.91	133.30	173.43	118.12
γ 41.0	100.08	117.50	143.49	104.13
γ 42.0	94.42	106.15	121.60	93.61
γ 43.0	89.49	97.84	105.47	85.93
γ 44.0	85.32	91.64	94.56	80.32
γ 45.0	81.42	86.50	86.83	76.32
γ 46.0	77.95	82.09	81.29	72.95

IES Indoor Report

Photometric Filename:TR05-30-XX-01 4000K RA90 36D.IES

Candela Tabulation - (Cont.)

V/H	C0.0	C90.0	C180.0	C270.0
γ 47.0	74.70	77.79	76.62	70.11
γ 48.0	71.74	73.64	72.06	67.62
γ 49.0	68.77	69.38	67.65	65.28
γ 50.0	66.04	66.43	63.78	62.68
γ 51.0	63.87	64.18	61.74	60.31
γ 52.0	61.82	62.06	60.30	58.99
γ 53.0	59.97	60.20	59.11	57.81
γ 54.0	58.26	58.44	58.06	56.55
γ 55.0	56.76	56.72	57.08	55.60
γ 56.0	55.19	55.05	55.96	54.54
γ 57.0	53.47	53.28	54.97	53.41
γ 58.0	51.71	51.51	53.49	52.29
γ 59.0	50.05	49.51	52.15	50.98
γ 60.0	48.23	47.58	50.67	49.56
γ 61.0	46.55	45.67	49.11	48.12
γ 62.0	44.78	43.66	47.44	46.47
γ 63.0	42.75	41.76	45.63	44.82
γ 64.0	40.77	39.83	43.88	43.09
γ 65.0	38.90	38.00	42.20	41.25
γ 66.0	37.07	36.23	40.33	39.36
γ 67.0	35.26	34.37	38.39	37.67
γ 68.0	33.49	32.47	36.54	35.75
γ 69.0	31.78	30.75	34.64	33.96
γ 70.0	30.00	28.97	32.81	32.16
γ 71.0	28.28	27.22	31.00	30.44
γ 72.0	26.62	25.52	29.13	28.69
γ 73.0	25.01	23.82	27.30	26.96
γ 74.0	23.40	22.24	25.53	25.27
γ 75.0	21.89	20.62	23.79	23.57
γ 76.0	20.26	18.97	22.05	21.85
γ 77.0	18.69	17.47	20.39	20.29
γ 78.0	17.20	16.06	18.75	18.69
γ 79.0	15.67	14.58	17.19	17.19
γ 80.0	14.17	13.10	15.65	15.67
γ 81.0	12.76	11.81	14.16	14.18
γ 82.0	11.33	10.48	12.72	12.76
γ 83.0	9.82	9.14	11.30	11.37
γ 84.0	8.49	7.89	9.98	9.89
γ 85.0	7.09	6.64	8.64	8.66
γ 86.0	5.84	5.45	7.32	7.26
γ 87.0	4.51	4.37	6.17	6.00
γ 88.0	3.29	3.20	5.12	4.84
γ 89.0	2.34	2.08	3.89	3.56
γ 90.0	2.16	1.68	2.81	2.53
γ 91.0	2.00	1.54	2.05	2.31
γ 92.0	1.82	1.35	1.79	1.99
γ 93.0	1.59	1.23	1.60	1.84

Candela Tabulation - (Cont.)

V/H	C0.0	C90.0	C180.0	C270.0
γ 94.0	1.47	1.00	1.33	1.58
γ 95.0	1.24	0.89	1.23	1.37
γ 96.0	1.11	0.64	1.06	1.22
γ 97.0	1.01	0.56	0.82	1.05
γ 98.0	0.78	0.41	0.75	0.97
γ 99.0	0.67	0.37	0.59	0.77
γ 100.0	0.52	0.27	0.45	0.65
γ 101.0	0.38	0.04	0.30	0.56
γ 102.0	0.27	0.00	0.20	0.42
γ 103.0	0.17	0.00	0.05	0.28
γ 104.0	0.06	0.00	0.00	0.15
γ 105.0	0.00	0.00	0.00	0.11
γ 106.0	0.00	0.00	0.00	0.03
γ 107.0	0.00	0.00	0.00	0.00
γ 108.0	0.00	0.00	0.00	0.00
γ 109.0	0.00	0.00	0.00	0.00
γ 110.0	0.00	0.00	0.00	0.00
γ 111.0	0.00	0.00	0.00	0.00
γ 112.0	0.00	0.00	0.00	0.00
γ 113.0	0.00	0.00	0.00	0.00
γ 114.0	0.00	0.00	0.00	0.00
γ 115.0	0.00	0.00	0.00	0.00
γ 116.0	0.00	0.00	0.00	0.00
γ 117.0	0.00	0.00	0.00	0.00
γ 118.0	0.00	0.00	0.00	0.00
γ 119.0	0.00	0.00	0.00	0.00
γ 120.0	0.00	0.00	0.00	0.00
γ 121.0	0.00	0.00	0.00	0.00
γ 122.0	0.00	0.00	0.00	0.05
γ 123.0	0.00	0.00	0.00	0.26
γ 124.0	0.16	0.00	0.00	0.44
γ 125.0	0.38	0.00	0.09	0.60
γ 126.0	0.61	0.00	0.27	0.73
γ 127.0	0.82	0.05	0.45	0.91
γ 128.0	1.03	0.27	0.67	1.25
γ 129.0	1.30	0.54	0.86	1.45
γ 130.0	1.61	0.77	1.17	1.72
γ 131.0	2.00	1.03	1.37	2.11
γ 132.0	2.30	1.38	1.66	2.37
γ 133.0	2.56	1.61	1.97	2.70
γ 134.0	2.94	2.05	2.33	3.00
γ 135.0	3.32	2.41	2.73	3.37
γ 136.0	3.76	2.76	3.10	3.78
γ 137.0	4.18	3.09	3.42	4.22
γ 138.0	4.55	3.56	3.77	4.54
γ 139.0	5.05	4.03	4.20	4.97
γ 140.0	5.44	4.40	4.66	5.35

Candela Tabulation - (Cont.)

V/H	C0.0	C90.0	C180.0	C270.0
γ 141.0	5.91	4.83	5.03	5.84
γ 142.0	6.36	5.21	5.47	6.25
γ 143.0	6.78	5.70	5.93	6.69
γ 144.0	7.25	6.09	6.36	7.10
γ 145.0	7.62	6.54	6.82	7.47
γ 146.0	8.06	7.01	7.18	7.93
γ 147.0	8.48	7.38	7.61	8.34
γ 148.0	8.87	7.77	8.12	8.75
γ 149.0	9.29	8.19	8.50	9.10
γ 150.0	9.63	8.61	8.90	9.55
γ 151.0	10.08	9.03	9.29	9.93
γ 152.0	10.42	9.33	9.76	10.16
γ 153.0	10.60	9.76	10.09	10.51
γ 154.0	10.91	10.09	10.56	10.82
γ 155.0	11.21	10.36	10.80	11.16
γ 156.0	11.49	10.65	11.23	11.36
γ 157.0	11.72	10.94	11.39	11.64
γ 158.0	11.94	11.12	11.71	11.86
γ 159.0	12.03	11.35	11.99	12.05
γ 160.0	12.26	11.61	12.20	12.18
γ 161.0	12.39	11.74	12.37	12.33
γ 162.0	12.52	11.98	12.53	12.46
γ 163.0	12.67	12.02	12.72	12.55
γ 164.0	12.72	12.11	12.75	12.54
γ 165.0	12.77	12.26	12.87	12.68
γ 166.0	12.77	12.28	12.86	12.64
γ 167.0	12.75	12.47	12.95	12.66
γ 168.0	12.89	12.45	12.99	12.76
γ 169.0	12.95	12.48	13.02	12.76
γ 170.0	12.95	12.58	13.07	12.82
γ 171.0	13.08	12.60	13.16	12.82
γ 172.0	13.07	12.74	13.13	12.82
γ 173.0	13.11	12.80	13.19	12.84
γ 174.0	13.17	12.90	13.23	12.88
γ 175.0	13.25	12.90	13.26	12.87
γ 176.0	13.23	13.08	13.30	12.98
γ 177.0	13.34	13.10	13.33	13.01
γ 178.0	13.33	13.10	13.34	13.04
γ 179.0	13.44	13.09	13.41	13.08
γ 180.0	13.32	13.32	13.32	13.32
